

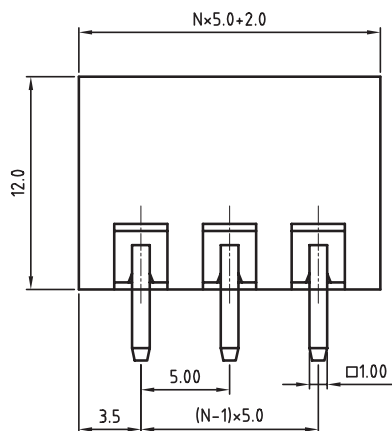
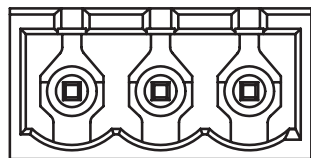
1

2

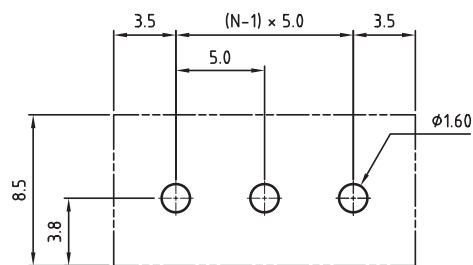
3

4


5



N = Number of contacts



PCB LAYOUT - COMPONENT VIEW



TECHNICAL CHARACTERISTICS

MATERIAL

INSULATOR: PBT
 FLAMABILITY RATING: UL94-V0
 COLOR: GREEN
 CONTACT: BRASS
 SOLDER TAIL PLATING: TIN

ENVIRONMENTAL

OPERATING TEMPERATURE: -40 UP TO 105°C
 COMPLIANCE: LEAD FREE AND ROHS

ELECTRICAL

	cULus	VDE
CURRENT RATING:	20A	20A
WORKING VOLTAGE:	300VAC	300VAC
WITHSTANDING VOLTAGE:	1.6KV	2.5KV
CONTACT RESISTANCE: □	20 mOhm max	

MECHANICAL

PITCH: 5.00MM

SOLDERING: WAVE PROCESS ONLY

PACKAGING: BOX

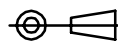
SERIE 3117

CERTIFICATION



RoHS Compliant

PROJECTION:



GENERAL TOLERANCE

.X = +/- 0.2

.XX = +/- 0.15



APPROVAL: RJ

UNIT: MM

SCALE:

SHEET: 1/1

DRAW: MARVIN

DESCRIPTION: SERIE 3117 - 5.00MM CLOSE VERTICAL PCB HEADER
 WR-TBL

WERI PART NO: 691 311 700 1xx

SIZE

A4

G			
F			
E			
D			
C			
B			
A □	04-NOV-08 □	PDF □ □	JP
REV	DATE	FILE	BY