

## DC/DC converters - MINI-PS- 12- 24DC/48DC/0.7 - 2320021

Please be informed that the data shown in this PDF Document is generated from our Online Catalog. Please find the complete data in the user's documentation. Our General Terms of Use for Downloads are valid (<http://phoenixcontact.com/download>)



Primary-switched MINI DC/DC converter for DIN rail mounting, input: 1-phase, output: 48 V DC/0.7 A

### Product Description

MINI DC/DC converter for MCR technology.

DC/DC converters alter the voltage level, regenerate the voltage at the end of long cables or enable the creation of independent supply systems by means of electrical isolation.

### Why buy this product

- Electrical isolation: for setting up independent supply systems
- Support conversion to various voltage levels
- Constant voltage: output voltage regenerated even at the end of long cables



### Key Commercial Data

Packing unit	1 STK
GTIN	
GTIN	4046356479448

### Technical data

#### Dimensions

Width	22.5 mm
Height	99 mm
Depth	107 mm

#### Ambient conditions

Degree of protection	IP20
Ambient temperature (operation)	-25 °C ... 70 °C (> +60°C derating)
Ambient temperature (storage/transport)	-40 °C ... 85 °C
Max. permissible relative humidity (operation)	≤ 95 % (At +25°C, non-condensing)
Climatic class	3K3 (in acc. with EN 60721)

# DC/DC converters - MINI-PS- 12- 24DC/48DC/0.7 - 2320021

## Technical data

### Ambient conditions

Degree of pollution	2
---------------------	---

### Input data

Nominal input voltage range	12 V DC ... 24 V DC
Input voltage range	10 V DC ... 32 V DC (> 10.5 V DC start)
Frequency range DC	0 Hz
Current consumption	3.2 A (12 V DC)
	1.6 A (24 V DC)
Inrush surge current	< 10 A (typical)
Mains buffering	> 2 ms (12 V DC)
	> 12 ms (24 V DC)
Input fuse	6.3 A (slow-blow, internal)

### Output data

Nominal output voltage	48 V DC $\pm$ 1 %
Setting range of the output voltage ( $U_{Set}$ )	30 V DC ... 56 V DC (> 48 V DC, constant capacity restricted)
Nominal output current ( $I_N$ )	0.7 A (-25 °C ... 60 °C)
Derating	60 °C ... 70 °C (2.5%/K)
Connection in parallel	Yes, for assembling redundant systems and increasing efficiency
Connection in series	yes
Feedback resistance	60 V DC
Protection against surge voltage on the output	< 60 V DC
Residual ripple	< 20 mV <sub>PP</sub> (20 MHz)
Typical response time	< 0.5 s
Peak switching voltages nominal load	< 10 mV <sub>PP</sub> (20 MHz)
Maximum power dissipation in no-load condition	< 1.5 W
Power loss nominal load max.	< 4.5 W

### General

Net weight	0.2 kg
Efficiency	> 87 % (at 24 V DC and nominal values)
Insulation voltage input/output	1.5 kV (type test)
	1 kV (routine test)
Protection class	III
Degree of protection	IP20
	> 1993000 h (40 °C)
Mounting position	horizontal DIN rail NS 35, EN 60715
Assembly instructions	alignable: horizontally 0 mm, vertically 50 mm

### Connection data, input

Connection method	Pluggable screw connection
Conductor cross section solid min.	0.2 mm <sup>2</sup>
Conductor cross section solid max.	2.5 mm <sup>2</sup>

## DC/DC converters - MINI-PS- 12- 24DC/48DC/0.7 - 2320021

### Technical data

#### Connection data, input

Conductor cross section flexible min.	0.2 mm <sup>2</sup>
Conductor cross section flexible max.	2.5 mm <sup>2</sup>
Conductor cross section AWG min.	24
Conductor cross section AWG max.	14
Stripping length	7 mm
Screw thread	M3

#### Connection data, output

Connection method	Pluggable screw connection
Conductor cross section solid min.	0.2 mm <sup>2</sup>
Conductor cross section solid max.	2.5 mm <sup>2</sup>
Conductor cross section flexible min.	0.2 mm <sup>2</sup>
Conductor cross section flexible max.	2.5 mm <sup>2</sup>
Conductor cross section AWG min.	24
Conductor cross section AWG max.	14
Stripping length	7 mm
Screw thread	M3

#### Signaling

Output name	DC OK active
Output description	$U_{OUT} > 0.9 \times U_N$ : High signal
Output voltage	+ 24 V (Signal)
Continuous load current	≤ 20 mA
Status display	"DC OK" LED green
Note on status display	$U_{OUT} > 0.9 \times U_N$ : LED ON
Conductor cross section solid min.	0.2 mm <sup>2</sup>
Conductor cross section solid max.	2.5 mm <sup>2</sup>
Conductor cross section flexible min.	0.2 mm <sup>2</sup>
Conductor cross section flexible max.	2.5 mm <sup>2</sup>
Conductor cross section AWG min.	24
Conductor cross section AWG max.	14
Tightening torque, min	0.5 Nm
Tightening torque max	0.6 Nm
Screw thread	M3

#### Standards and Regulations

Electromagnetic compatibility	Conformance with EMC Directive 2014/30/EU
Noise emission	EN 55011 (EN 55022)
Noise immunity	EN 61000-6-2:2005
Connection in acc. with standard	CUL
Standards/regulations	EN 61000-4-2
Contact discharge	8 kV (Contact discharge)

# DC/DC converters - MINI-PS- 12- 24DC/48DC/0.7 - 2320021

## Technical data

### Standards and Regulations

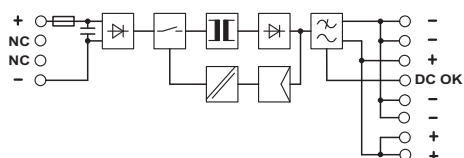
Standards/regulations	EN 61000-4-3
Frequency range	80 MHz ... 3 GHz
Test field strength	10 V/m
Standards/regulations	EN 61000-4-4
Comments	Criterion B
Standards/regulations	EN 61000-4-5
	EN 61000-6-3
	EN 61000-4-6
Frequency range	0.15 MHz ... 80 MHz (10 V)
Standards/regulations	EN 61000-4-11
Low Voltage Directive	Conformance with LV directive 2006/95/EC
Standard - Electrical safety	EN 60950-1/VDE 0805 (SELV)
Standard – Electronic equipment for use in electrical power installations and their assembly into electrical power installations	EN 50178/VDE 0160 (PELV)
Standard - Safe isolation	DIN VDE 0100-410
	DIN VDE 0106-101
UL approvals	UL/C-UL listed UL 508
	UL/C-UL Recognized UL 60950-1
	UL ANSI/ISA-12.12.01 Class I, Division 2, Groups A, B, C, D (Hazardous Location)
Shock	18 ms, 30g, in each space direction (according to IEC 60068-2-27)
Vibration (operation)	< 15 Hz, amplitude ±2.5 mm (according to IEC 60068-2-6)
	15 Hz ... 150 Hz, 2.3g
Rail applications	EN 50121-4

### Environmental Product Compliance

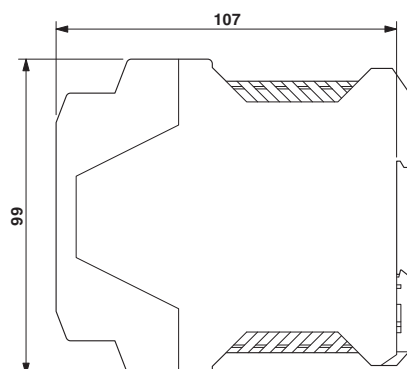
REACH SVHC	Lead 7439-92-1
------------	----------------

## Drawings

Block diagram



Dimensional drawing



# DC/DC converters - MINI-PS- 12- 24DC/48DC/0.7 - 2320021

## Approvals

### Approvals


#### Approvals

UL Recognized / UL Listed / cUL Recognized / cUL Listed / EAC / EAC / DNV GL / cULus Recognized / cULus Listed

#### Ex Approvals

UL Listed / cUL Listed / cULus Listed

### Approval details

UL Recognized		<a href="http://database.ul.com/cgi-bin/XYV/template/LISEXT/1FRAME/index.htm">http://database.ul.com/cgi-bin/XYV/template/LISEXT/1FRAME/index.htm</a>	FILE E 211944
---------------	---	---	---------------

UL Listed		<a href="http://database.ul.com/cgi-bin/XYV/template/LISEXT/1FRAME/index.htm">http://database.ul.com/cgi-bin/XYV/template/LISEXT/1FRAME/index.htm</a>	FILE E 123528
-----------	---	---	---------------

cUL Recognized		<a href="http://database.ul.com/cgi-bin/XYV/template/LISEXT/1FRAME/index.htm">http://database.ul.com/cgi-bin/XYV/template/LISEXT/1FRAME/index.htm</a>	FILE E 211944
----------------	---	---	---------------

cUL Listed		<a href="http://database.ul.com/cgi-bin/XYV/template/LISEXT/1FRAME/index.htm">http://database.ul.com/cgi-bin/XYV/template/LISEXT/1FRAME/index.htm</a>	FILE E 123528
------------	---	---	---------------

EAC			EAC-Zulassung
-----	---	--	---------------

EAC			RU C- DE.A*30.B.01082
-----	---	--	--------------------------

DNV GL		<a href="http://exchange.dnv.com/tari/">http://exchange.dnv.com/tari/</a>	TAA00001AX
--------	--	---	------------

cULus Recognized		<a href="http://database.ul.com/cgi-bin/XYV/template/LISEXT/1FRAME/index.htm">http://database.ul.com/cgi-bin/XYV/template/LISEXT/1FRAME/index.htm</a>	
------------------	---	---	--

cULus Listed			
--------------	--	--	--

---

Phoenix Contact 2018 © - all rights reserved  
<http://www.phoenixcontact.com>

PHOENIX CONTACT GmbH & Co. KG  
Flachsmarktstr. 8  
32825 Blomberg  
Germany  
Tel. +49 5235 300  
Fax +49 5235 3 41200  
<http://www.phoenixcontact.com>